




## ROPAX / CAR FERRY

- Stern Ramp/Door
- Quarter Ramp/Door
- Movable Ramp
- Ramp Cover

SMS-SME provides innovative design and excellent quality products through continuous technical advancement and SMS-SME products have been recognized by prominent customers in the world.

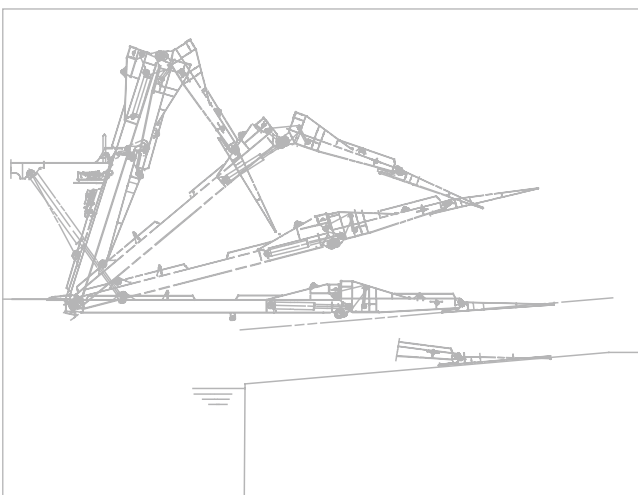
## » RO-RO Equipment

SMS-SME provides the Ro-Ro equipment to general commercial ships such as ROPAX and Car Ferry. SMS-SME offers tailored design considering tidal movement of the sea where ships are in operation and quay conditions in use to satisfy the customer's requirements.



### ► Stern Ramp/Door

Stern ramp/door consists of two or three parts - main ramp/folding ramp and flap. Main ramp/door and folding ramp in closed position are fixed firmly by cleats and locking devices to ensure water-tightness, and the flap is designed as folding type as necessary. The auto-rail system can be applied in order to eliminate inconvenience to installation and disassembly of the handrail when opening/closing the stern ramp/door.



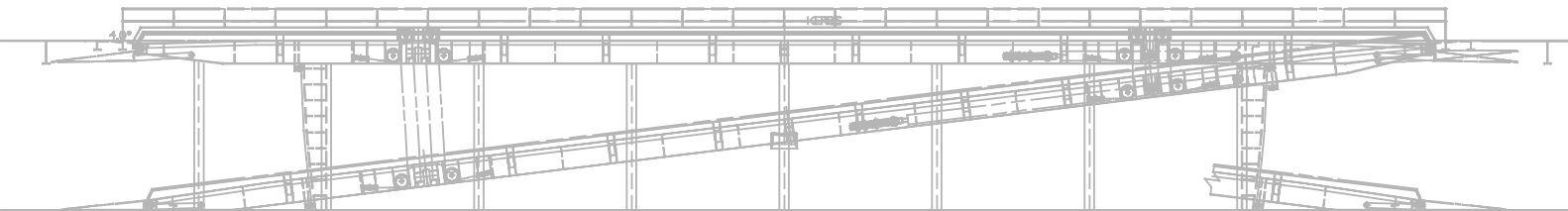
### ► Quarter Ramp/Door

Quarter ramp/door consists of three parts - main section, folding section, and flap. The cylinder installed between the main and folding sections adjusts the ramp tilt angle according to the quay height. SMS-SME Quarter ramp/door is designed in a structure to fully satisfy heavy loading strength and accommodate the balance and slope of the vessel.



### ► Movable Ramp

SMS-SME Movable ramp is custom-designed and manufactured considering the angle of inclination of the ramp according to loaded vehicles. The movable ramp in a closed state can be used as a car deck, or can be used as water tight or gas tight. Automatic control is possible by PLC but also manual valve methods can be used if necessary.



### ► Ramp Cover

SMS-SME supplies various types of ramp covers depending on the type and size of ships and vehicles to be loaded. Using ramp cover, we can open and close the deck to secure a sufficient height when vehicles are loaded or unloaded through the ramp. Ramp cover can be divided into the end hinge type and side hinge type depending on the position of hinge. Most of ramp covers are operated by a hydraulic cylinder, but a Jigger Winch is used in some cases.

# SMS-SME

Systematic Cargo Access / Securing Solutions



DNV Business Assurance certifies that the Quality Management System for SMS-SME is ISO 9001:2008, KS Q ISO 9001:2009 compliant

**SMS-SME**  
MARINE SYSTEM  
**SMS-SME Pte. Ltd.**

2 Venture Drive, Vision Exchange #07-32, Singapore  
**Phone** +65 6904 9440  
**E-mail** [sms-sme@sms-sme.com](mailto:sms-sme@sms-sme.com)  
**Website** [www.sms-sme.com](http://www.sms-sme.com)

